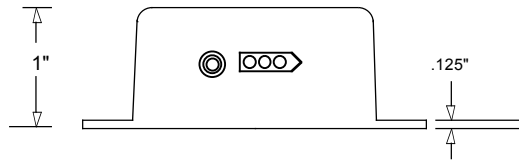
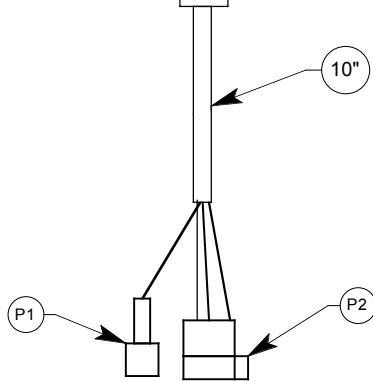
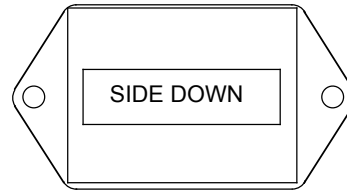
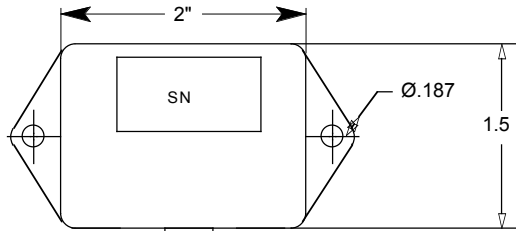


A B C D E F G H J K L M N P

1  
2  
3  
4  
5  
6  
7  
8  
9



A B C D E F G H J K L M N P

Rev	Description	By	Date
0	release	jj	03/15/07

THIS DRAWING IS THE PROPERTY OF THE KENNEDY TECHNOLOGY GROUP, ROSE HILL, KANSAS				<small>UNLESS OTHERWISE SPECIFIED: DIMENSIONS ARE IN INCHES TOLERANCES LINEAR Fractional - 1/32" 0.05 ± 0.15 0.005 ± 0.015 0.000 ± 0.0015 ANGULAR ±0.5 DEG.</small>
<h2 style="text-align: center;">Kennedy Technology</h2>				
REFERENCE	XXXXXX			Relay Timer
SIZE	B	CADFILE	DWG NO. 95428	REV NO. 0
SCALE: NONE			FOR ASSISTANCE CONTACT:	EFFECTIVE sn:
SHEET 1 OF 1			vox 316-776-1111 fax 316-776-9035	DRAWN
				DATE
				CHECKED
				DATE

1  
2  
3  
4  
5  
6  
7  
8  
9