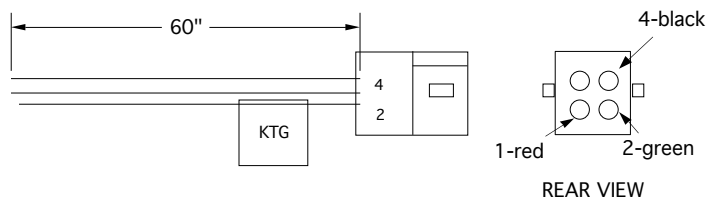
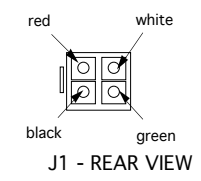
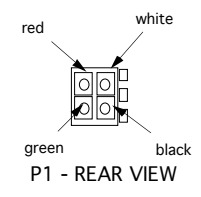
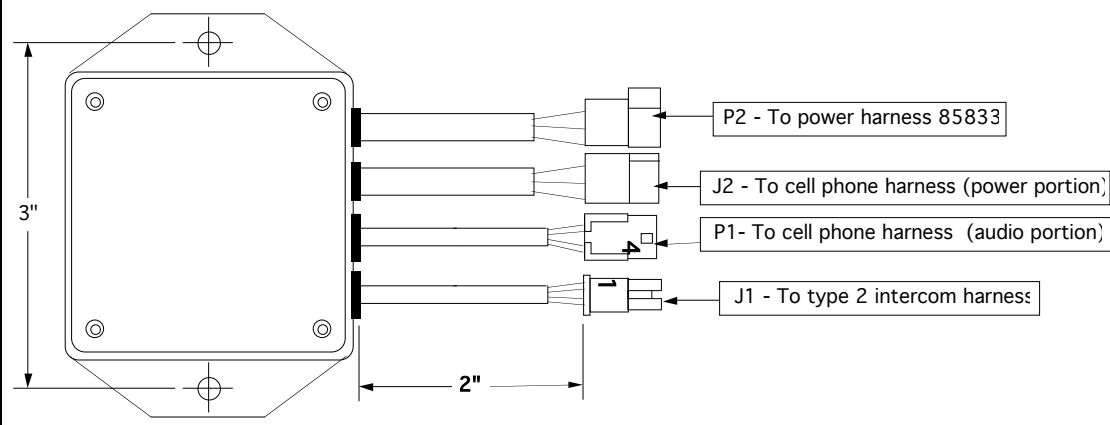


A B C D E F G H J K L M N P

Rev	Description	by	Date
0	Release	jj	1/26/06

1  
2  
3  
4  
5  
6  
7  
8  
9



Circuit	Signal	Wire
1	V+	red
2	ignition sense	green
3	n.c.	
4	V-	black

85833R0, Harness, Power

**THIS DRAWING IS THE PROPERTY OF THE KENNEDY TECHNOLOGY GROUP, ROSE HILL, KANSAS**

*Kennedy Technology*

UNLESS OTHERWISE SPECIFIED:  
DIMENSIONS ARE IN INCHES  
**TOLERANCES**  
LINEAR  
Fractional - 1/32"  
0.0 ± 0.15  
0.00 ± 0.015  
0.000 ± 0.0015  
ANGULAR  
±0.5 DEG.

REFERENCE <b>95297</b>	Enclosure, Amp	
SIZE <b>B</b>	CADFILE	DWG NO. <b>95400</b>
		REV NO. <b>0</b>
EFFECTIVE		DRAWN
DATE		CHECKED
DATE		DATE

FOR ASSISTANCE CONTACT:  
vox 316-776-1111  
fax 316-776-9035

**SCALE: NONE**

**SHEET 1 OF 1**

A B C D E F G H J K L M N P