

User Sheet - XBi2 Harness

Document part number 65462R0

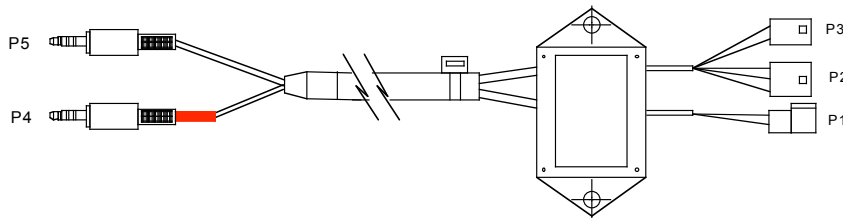
www.cellset.com

Connect P1 to the Kennedy Module's mating power connector.

Connect P2 and P3 to the Kennedy Module's mating audio connectors.

Connect P4 (harness with red heatsink) to the XBi2 power connector.

Connect P5 to the XBi2 headset connector.



User Sheet - XBi2 Harness

Document part number 65462R0

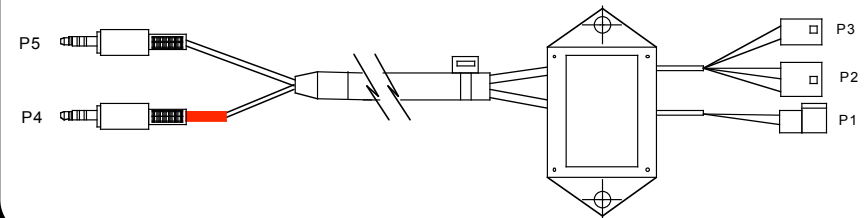
www.cellset.com

Connect P1 to the Kennedy Module's mating power connector.

Connect P2 and P3 to the Kennedy Module's mating audio connectors.

Connect P4 (harness with red heatsink) to the XBi2 power connector.

Connect P5 to the XBi2 headset connector.



User Sheet - XBi2 Harness

Document part number 65462R0

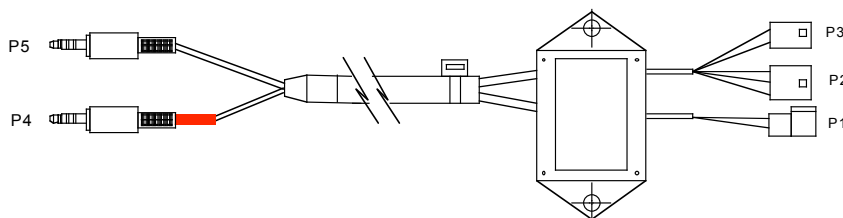
www.cellset.com

Connect P1 to the Kennedy Module's mating power connector.

Connect P2 and P3 to the Kennedy Module's mating audio connectors.

Connect P4 (harness with red heatsink) to the XBi2 power connector.

Connect P5 to the XBi2 headset connector.



User Sheet - XBi2 Harness

Document part number 65462R0

www.cellset.com

Connect P1 to the Kennedy Module's mating power connector.

Connect P2 and P3 to the Kennedy Module's mating audio connectors.

Connect P4 (harness with red heatsink) to the XBi2 power connector.

Connect P5 to the XBi2 headset connector.

