

User Sheet - iPhone Harness

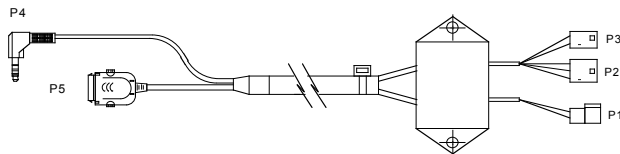
Document part number 65459R0

www.cellset.com

Connect P1 to the Kennedy Module's mating power connector.

Connect P2 and P3 to the Kennedy Module's mating audio connectors.

Connect P4 and P5 to the iPhone.



User Sheet - iPhone Harness

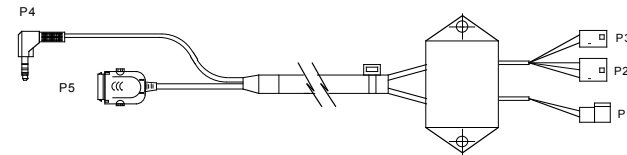
Document part number 65459R0

www.cellset.com

Connect P1 to the Kennedy Module's mating power connector.

Connect P2 and P3 to the Kennedy Module's mating audio connectors.

Connect P4 and P5 to the iPhone.



User Sheet - iPhone Harness

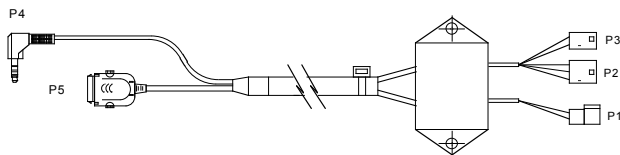
Document part number 65459R0

www.cellset.com

Connect P1 to the Kennedy Module's mating power connector.

Connect P2 and P3 to the Kennedy Module's mating audio connectors.

Connect P4 and P5 to the iPhone.



User Sheet - iPhone Harness

Document part number 65459R0

www.cellset.com

Connect P1 to the Kennedy Module's mating power connector.

Connect P2 and P3 to the Kennedy Module's mating audio connectors.

Connect P4 and P5 to the iPhone.

